


# GUJARAT UNIVERSITY OF TRANSPLANTATION SCIENCES

## ONLINE APPLICATION INSTRUCTIONS

### FOR PGDMLT, M.SC. NURSING AND CCDT

- To apply for any course at Gujarat University of Transplantation Sciences it is compulsory to Register for Course in which you want get admission.



**New Registration Form**

Select Course  
Post Graduate Diploma in Medical Laboratory Technology

First Name: EXAMPLE Middle Name: EXAMPLE Last Name: EXAMPLE

Full Name (As per Last Marksheet)  
EXAMPLE EXAMPLE EXAMPLE

E-Mail Address: youremailaddress@gmail.com Contact No: Mobile No

Gender: Male Birth Date: mm/dd/yyyy

Password: set password Confirm Password: Confirm password

I agree to the [Terms and Conditions](#)

**Register**

Already Registered? [Login Here](#)

- Fill the necessary details and register for the online Admission Process.
- After successful registration you will get an email from [admission@guts.ac.in](mailto:admission@guts.ac.in) for email verification. If do not find the email from inbox then check your email is your spam folder. For further process save this [admission@guts.ac.in](mailto:admission@guts.ac.in) in your email contact list.

- After Successful registration you will receive an email from [admission@guts.ac.in](mailto:admission@guts.ac.in) which is intended to verify your identity. If you are not able to find the email in your inbox then search in spam folder of your email for verification mail.
- Verify your email address from email that you have received.

Admission Committee GUTS

to me ▾

Hello 

Your Registration for M.Sc Nursing is Successful. Please click below link to verify your account and proceed further for Online Admission Process.

[Verify Account](#)

If that does not work, copy and paste the following link in your browser:

<https://admission.guts.ac.in/main/complete/token/ZDFhNGNmNzI5N2MxYWJlNDViYTE3OGI0MmNiZWY5Mjc4>

If you have any questions, just reply to this email we are always happy to help out.

Cheers,

GUTS-Admission Team

- Click on verify button to verify your email address. After that you will be redirected for mobile number verification



Click on button to generate the OTP

Generate OTP

Your email is verified successfully. Please verify Mobile No



- Click on generate OTP button for generating otp. After that you will receive One Time Password on your registered mobile number.



Enter OTP Received on Registered Mobile No.

Verify

**OTP Successfully sent on Your registered Mobile No.**

- In Above box enter the OTP that you have received on mobile number.



### Login

E-Mail Address

Password

[Forgot Password?](#)

Remember Me

Login

Don't have you registered? [Register Here](#)

- After successful verification of your mobile number you will be redirected to login screen. Enter your registered email address on that you have got verification mail and password that you have entered while registration.
- After successful login you will be on dashboard of your admission portal.

The screenshot shows the 'Dashboard' for 'GUTS-Online Admission'. On the left is a 'MAIN NAVIGATION' menu with options: Dashboard, Personal Info, Educational Info, Upload Photo & Signature, Attach Documents, Choice Filling, Fees Payment, and Submit Application. The main content area is titled 'Application Information' and includes 'Application Instructions' with a list of requirements, and 'Application Status' with a table of pending items.

Item	Status
Personal Details	Pending
Academic Details	Pending
Photograph	Pending
Signature	Pending
Required Document Checklist	Pending
College Choice Filling	Pending
Payment of Admission Form Fees	Your Payment is Not Received Yet

At the bottom of the status section, there is a blue button labeled 'Pay Online'.

- Click on Personal Details button to add personal details.

The screenshot shows the 'GUTS Admission Management' form for 'Enter Admission Details'. It contains several dropdown menus for personal information: Blood Group, Nationality (INDIAN), Marital Status (Unmarried), Physical Disability (No), Ex-Servicemen (No), Religion (Hindu), and Category (Open). Below these are sections for 'Correspondence Address' and 'Permanent Address', each with fields for Address, State (Gujarat), District (Ahmedabad), City (Ahmedabad City), and Pincode (380015). A checkbox 'Same as Correspondence Address' is checked. 'Submit' and 'Reset' buttons are at the bottom.

- Click on Educational Information button to add your academic qualifications as per requirement of course eligibility criteria.

**GUTS** Admission Management Add Educational Qualifications

Search for... Dharmesh Songara

NEW NAVIGATION

- Dashboard
- Personal Info
- Educational Info**
- Upload Photo & Signature
- Attach Documents
- Choice Filling
- Fees Payment
- Submit Application

Enter Educational Qualifications Details

**Degree Name (Course Name) \*** **Passing Month \*** **Passing Year \***

Select Degree / Certificate Select Passing Month Select Passing Year

**College / Institute Name \*** **Exam Body \*** **Passing State \*** **Name of University \***



Enter Name of the College / Institute Select Exam Body Select Passing State

**Last Semester / Year Mark(s) (Consider External Only)**

**Total Marks \*** **Obtained Marks \*** **Percentage /CGPA(If Available) \***

Total External Marks Obtained External Marks Percentage / CGPA

Submit Reset

Sr. #	Degree Name	Passing Month & Year	College Name	University	Total Marks	Obtained Marks	Percentage / CGPA	Action
1.	B.Sc. Chemistry	June 2022	MG Science College	Gujarat University	1000	800	80	 

Copyright © 2022 GUTS. All rights reserved. GUTS Student Management System | Version 1.0

New Qualification Added successfully

- Upload your recent scanned photo and signature. Photograph should be 40kb and signature should be 20 kb only.

**GUTS** Upload Photo & Signature Upload or View Photograph | Signature


Search for... Dharmesh Songara

NEW NAVIGATION

- Dashboard
- Personal Info
- Educational Info
- Upload Photo & Signature**
- Attach Documents
- Choice Filling
- Fees Payment
- Submit Application

Enter Admission Details

Upload Photograph




Select Photograph

Choose File No file chosen

Photograph must be in jpg or png or jpeg format and maximum size is 40KB.

Upload Reset

Upload Signature



Select Signature

Choose File No file chosen

Signature must be in jpg or png or jpeg format and maximum size is 20KB.

Upload Reset

Signature Uploaded Successfully

Copyright © 2022 GUTS. All rights reserved. GUTS Student Management System | Version 1.0

- Click on document check button to check required self attested documents needs to be attached with Admission Form.

**GUTS** Search for... Dharmesh Songara

**Required Documents** Check / Mark the documents to attach

Document Attachment List Saved Successfully

- All Semester Marksheet
- School Leaving Certificate
- Cast Certificate(For SC / ST / SEBC)
- EWS Certificate(For EWS)
- NCL Certificate (For OBC/ SEBC)
- Graduation Degree Certificate
- Disability Certificate
- Birth Certificate
- H.S.C(12<sup>th</sup>) Marksheet
- S.S.C(10<sup>th</sup>) Marksheet
- AADHAR CARD
- Medical Fitness Certificate
- Registration Certificate
- Experience Certificate

Submit Reset

Copyright © 2022 GUTS. All rights reserved. GUTS Student Management System | Version 1.0

- Select Your College preference here (only for PGDMLT only).

**GUTS** Search for... Dharmesh Songara





**Admission Management** Select Your College

Enter Educational Qualifications Details

Select College \* \* Required field Select College Preference

Select College Select Preference No

Submit Reset

Sr. #	Preference No	College Name	Action
1.	2	The Gujarat Cancer & Research Institute	 
2.	1	IKDRC-ITS	 

College Preference Saved Successfully

Copyright © 2022 GUTS. All rights reserved. GUTS Student Management System | Version 1.0

- Pay online Admission fee for completing the registration process.

GUTS
Search for...
Dharmesh Songara

HOME NAVIGATION

- Dashboard
- Personal Info
- Educational Info
- Upload Photo & Signature
- Attach Documents
- Choice Filling
- Fees Payment**
- Submit Application

### Online Fees Payment

**Online Fees Payment**

<b>Online Payment For</b>	Admission form fee for Post Graduate Diploma in Medical Laboratory Technology
<b>APPLICANT NAME</b>	Dharmesh Songara
<b>Email-Id</b>	iamdharmeshsongara@gmail.com
<b>Mobile No.</b>	+91-9016622272
<b>Application No.</b>	GUTSAD20221200281
<b>Transaction Order No.</b>	GUTSAD2022120005009
<b>Fee. Amount</b>	250.00

[Pay Online](#)

Copyright © 2022 GUTS. All rights reserved.
GUTS Student Management System | Version 1.0

- Check your Application status here

- Upload Photo & Signature
- Attach Documents
- Choice Filling
- Fees Payment
- Submit Application**

### Application Instructions

- Applicant should provide Correct Name, Email Id, Aadhar Number and Mobile Number for further communications.
- Your Email Id will be username and Password will be as you have provided in registration form.
- Applicant should attach all necessary documents along with completed Registration Form and send it to the University office on or before Last date without fail.
- Applicant is allowed to apply only for one course.
- In PGDMLT Course applicant will have to set college preference for desired college.
- For MSC Nursing it is compulsory to attach GNC registration certificate and one year experience certificate with Application form.
- Each applicant have to attach their medical fitness certificate with application form in prescribed format available on University Website.
- Applicant should check eligibility criteria in admission prospectus available on university website before applying for course.
- Admission form fee is non refundable and incomplete registration form will not be accepted.

### Application Status

<b>Personal Details</b>	Completed
<b>Academic Details</b>	Completed
<b>Photograph</b>	Completed
<b>Signature</b>	Completed
<b>Required Document Checklist</b>	Completed
<b>College Choice Filling</b>	Completed
<b>Payment of Admission Form Fees</b>	Your Payment is Successful <a href="#" style="background-color: #007bff; color: white; padding: 2px 10px; text-decoration: none;">Download the Receipt</a>
<b>Application Status</b>	Your Application is Not Submitted <a href="#" style="background-color: #007bff; color: white; padding: 2px 10px; text-decoration: none;">Submit Application</a>

Copyright © 2022 GUTS. All rights reserved.
GUTS Student Management System | Version 1.0

- Final Submit the Application. If you submit the application then you will not allowed to change the any information further more.

- [Upload Photo & Signature](#)
- [Attach Documents](#)
- [Choice Filling](#)
- [Fees Payment](#)
- [Submit Application](#)

### Experience Details

Sr. #	Organization Name	Designation	From Date	To Date	Experience Type	Employer Full Address

### College Choice

College Preference No.	College Name
2	The Gujarat Cancer & Research Institute
1	IKDRC-ITS

### List of Documents to attach

Document to be Attached	Serial Number of Document
School Leaving Certificate	<input type="text"/>
Degree Certificate	<input type="text"/>
All Semester Marksheet	<input type="text"/>

Submit the Application
cancel

Copyright © 2022 GUTS. All rights reserved.
GUTS Student Management System | Version 1.0

- Download application form and Online Admission Form fee receipt from dashboard and Copy of Application Form and submit to the university office during of office time.

- [Upload Photo & Signature](#)
- [Attach Documents](#)
- [Choice Filling](#)
- [Fees Payment](#)
- [Submit Application](#)

### Application Instructions

- Applicant should provide Correct Name, Email Id, Aadhar Number and Mobile Number for further communications.
- Your Email Id will be username and Password will be as you have provided in registration form.
- Applicant should attach all necessary documents along with completed Registration Form and send it to the University office on or before Last date without fail.
- Applicant is allowed to apply only for one course.
- In PGDMLT Course applicant will have to set college preference for desired college.
- For MSC Nursing it is compulsory to attach GNC registration certificate and one year experience certificate with Application form.
- Each applicant have to attach their medical fitness certificate with application form in prescribed format available on University Website.
- Applicant should check eligibility criteria in admission prospectus available on university website before applying for course.
- Admission form fee is non refundable and incomplete registration form will not be accepted.

### Application Status

Personal Details	Completed
Academic Details	Completed
Photograph	Completed
Signature	Completed
Required Document Checklist	Completed
College Choice Filling	Completed
Payment of Admission Form Fees	Your Payment is Successful <span style="background-color: #2980b9; color: white; padding: 2px 10px; border-radius: 5px;">Download the Receipt</span>
Application Status	Your Application is Submitted <span style="background-color: #2980b9; color: white; padding: 2px 10px; border-radius: 5px;">Download Application Form</span>

Copyright © 2022 GUTS. All rights reserved.
GUTS Student Management System | Version 1.0